




**Ministry of Transportation  
Eastern Region  
Highway Construction Program**

**OAPC 2017 Partners in Quality Road Tour  
April 20, 2017**

**Peter Dillon**

Transportation Investment Analyst,  
Program Planning Office



# Topics

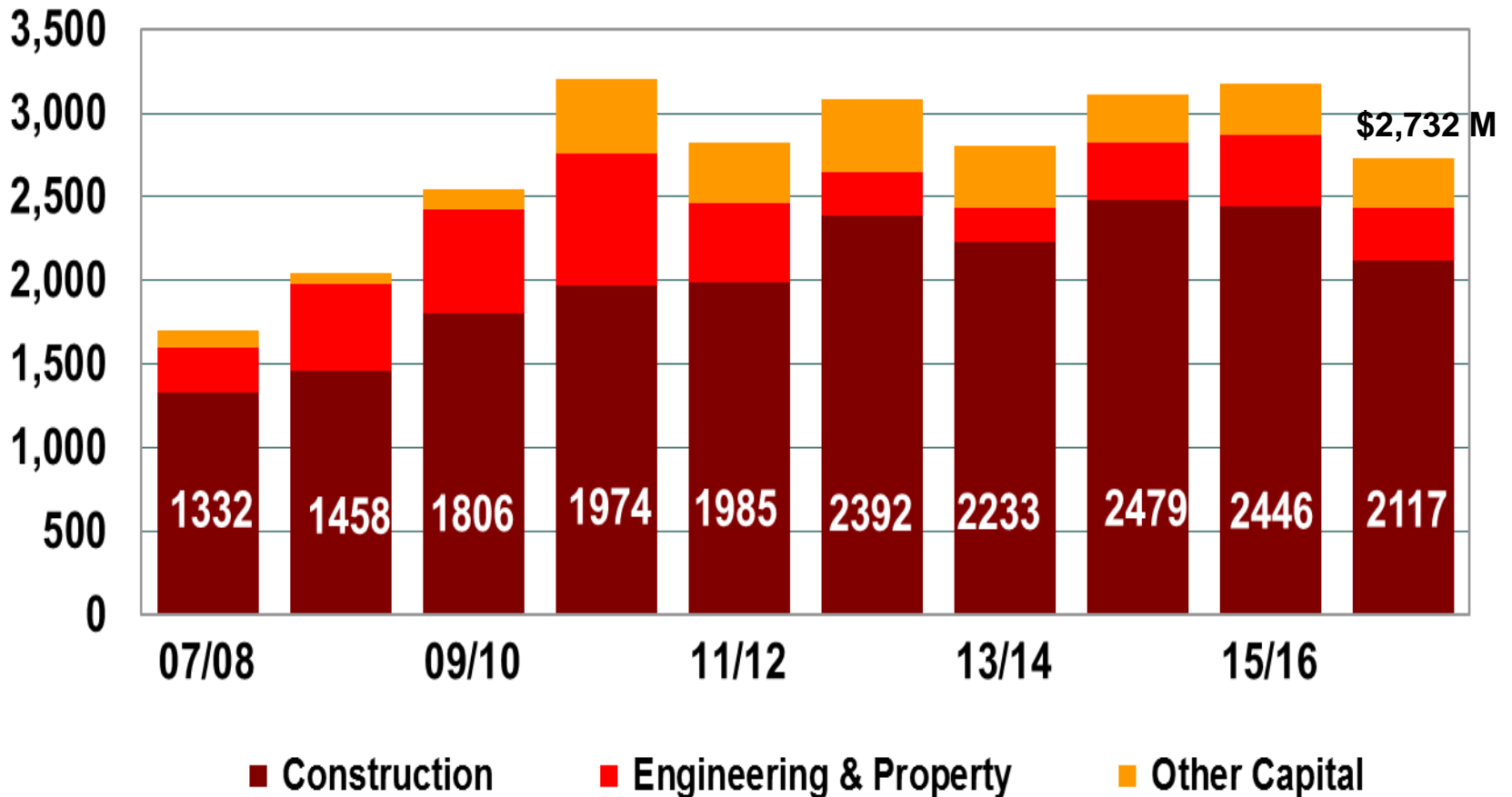
## Provincial

- 2016/17 Capital Budget
- Tender Profile

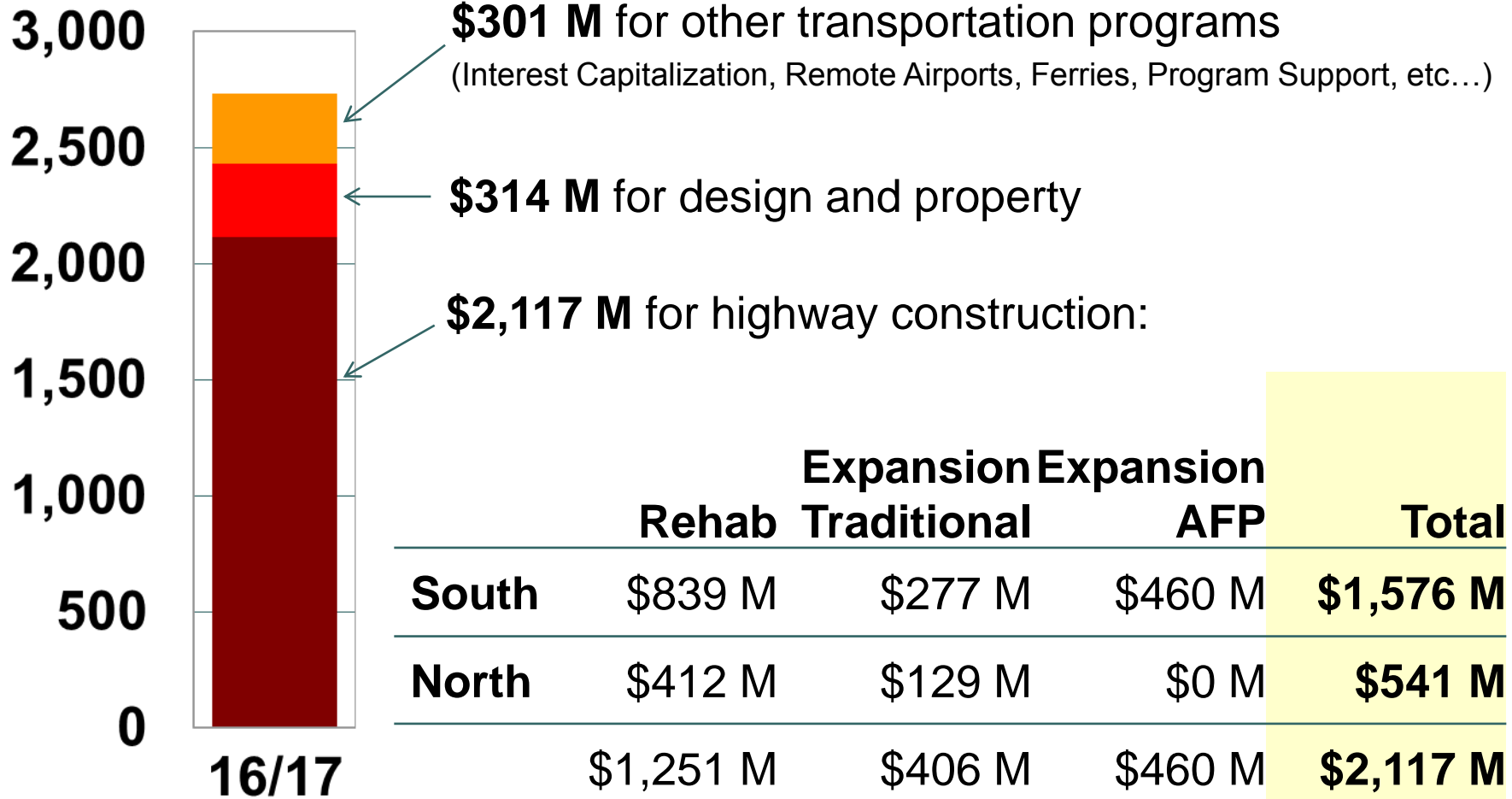
## Eastern Region

- 2016/17 Capital Budget
- Tender Profile
- Eastern Region Accomplishments
- Early tenders
- 2017 Expansion & Rehab Program
- 2018-2020 Expansion & Rehab Program

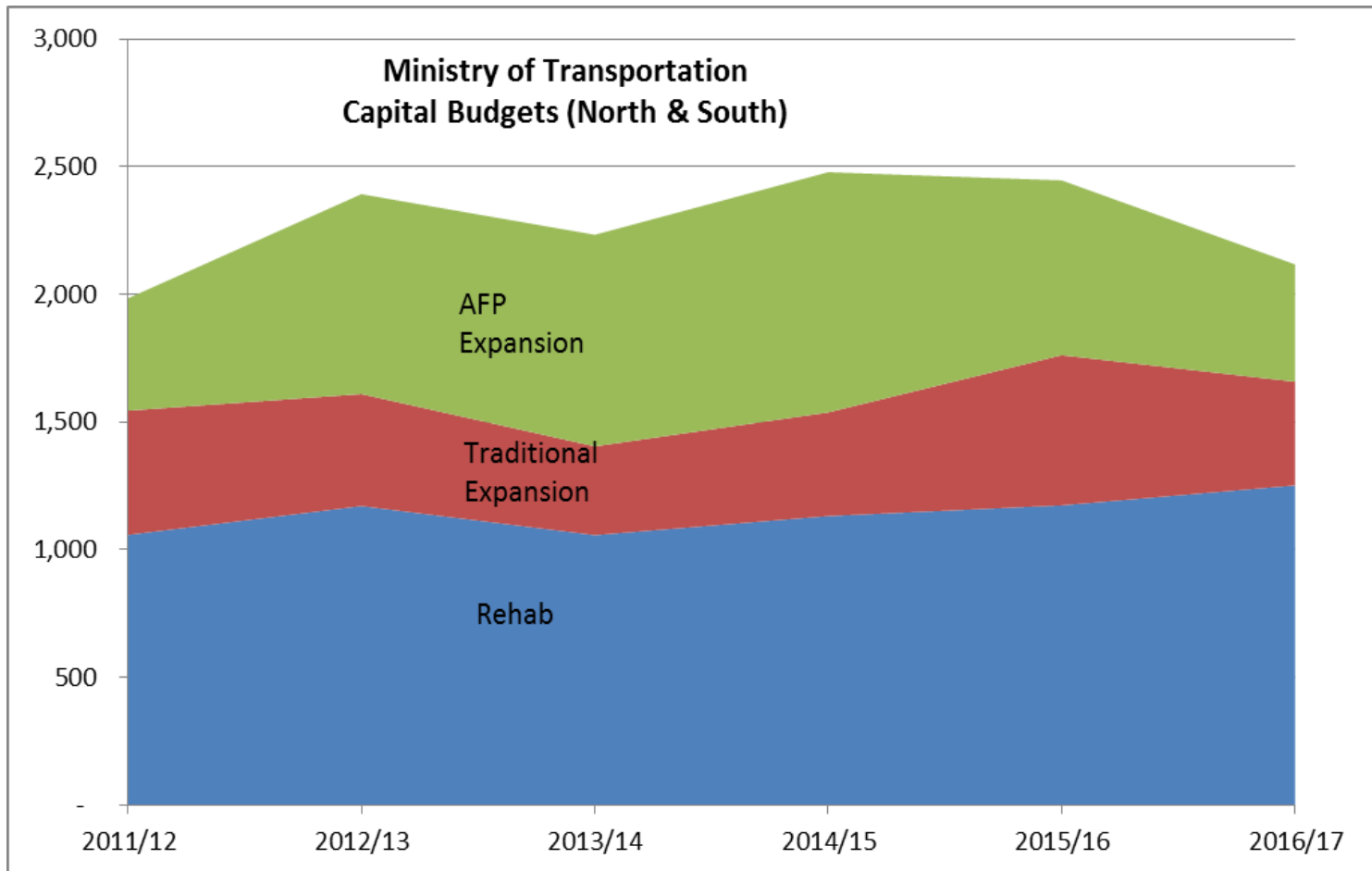
# Capital Budgets (\$M) 2007/08 – 2016/17



# 2016/17 Capital Budget - \$2,732 M



# Construction Budgets Trend 2011/12 to 2016/17



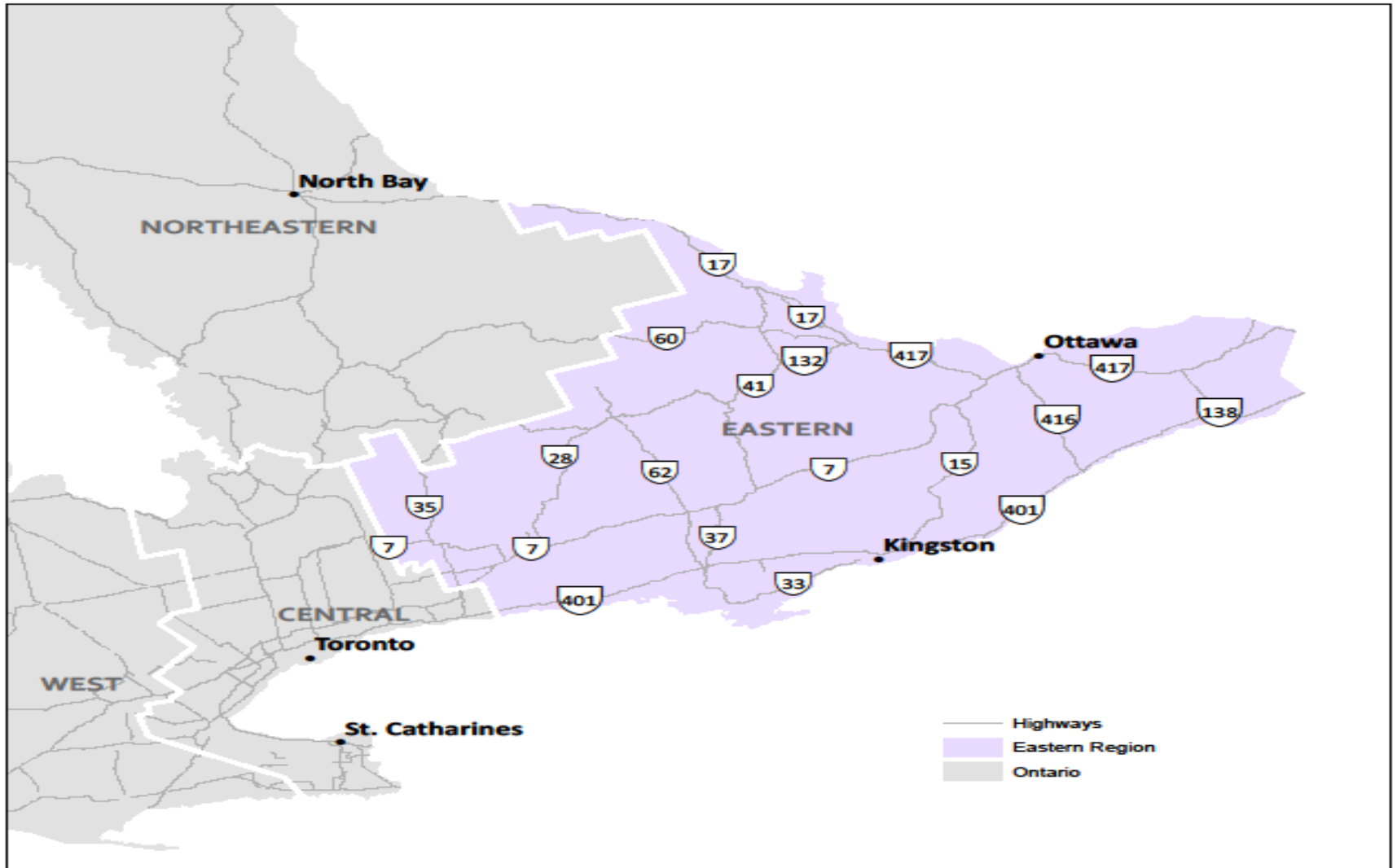


# 2016 Head Office Tenders

(January 1, 2016 – December 31, 2016)

	<b># of Contracts</b>	<b>% of Total Value of Contracts</b>	<b>Average Contract Value</b>
<b>&lt; \$5M</b>	42	12%	\$ 3.4M
<b>\$5-10M</b>	42	26%	\$ 7.2M
<b>\$10-50M</b>	34	54%	\$18.5M
<b>&gt; \$50M</b>	1	8%	\$87.6M
<b>Total Contracts</b>	<b>119</b>		

# Eastern Region





# 2016 Eastern Region (ER) Highway Construction Expenditures

Expansion	\$ 34 M
Rehabilitation & Preventative Treatments	\$ 209M
	-----
Total	\$243 M

\* 2015 Total Expenditure  
\$232M



# 2016 Eastern Region (ER) Tender Profile

January 1, 2016 - December 31, 2016

Value	# of Contracts Major Capital	# of Contracts Minor Capital	Type of Contract
< \$5 M	24		24 – REHAB
\$5-10 M	9		9 – REHAB
\$10-50 M	2		2 – REHAB
>\$50 M	0		
<b>Total Contracts</b>	<b>35</b>	<b>24</b>	
<b>Total award program Value</b>	<b>~ \$160M</b>	<b>~ \$13M</b>	



# Eastern Region Accomplishments

<b>Accomplishment</b>	<b>2017 Planned</b>	<b>2016</b>	<b>2015</b>	<b>2014</b>	<b>2013</b>
Additional highway widening (Lane km)	19	12	19	41	-
Pavement rehabilitated (Centre Line km)	105	131	183	171	201
New Bridges	0	3	-	-	-
Bridges Rehabilitated/Replaced	28	15	26	30	21
Structural Culverts Rehabilitated/Replaced	18	5	7	7	3



# 2017/18 Program Highlights

## Major Capital Rehab

- 25 carry over projects
- 50% planned projects tendered before March 31
- 22 projects tendered before March 31
- 23 projects to be tendered from April to June

## Expansion

- 2 carry over projects, Hwy 17 and Hwy 401
- 1 New project for 2017, Hwy 417



# Ongoing Eastern Region Expansion

- Highway 17, Arnprior bypass, Campbell Dr. to Scheel Dr. 2-4 lane Widening (Underway)
- Highway 401, Burnham St. to East of Nagle Rd. 4 to 6 Lane Widening(Underway)
- Highway 417, Bank St. to Lyon St. Noise Barriers (Underway)



# Future Expansion Projects

- Highway 417 Maitland Ave. to Island Park Dr. 6 to 8 Lane Widening(Planned)
- Highway 417, Highway 416 to Maitland Ave. 6 to 8 Lane Widening(Planned)
- Highway 417 Bronson Ave Interchange Improvements (Planned)
- Highway 417 Island Park Dr. to Metcalfe St. Noise Barriers (Planned)

Note: actual timing of projects is subject to change based on funding, planning, design, environmental approval, property acquisition and construction requirements.

- ● ● | Highway 417 Maitland Ave. to Island Park Dr.  
Six to Eight Lane Widening





## Highway 417 Maitland Ave. to Island Park Dr. (Scope of Work)

- Widening of Highway 417 to 4 lanes in each direction between Maitland Avenue and Carling Avenue
- Rehabilitation of Merivale Road overpass bridges and widening of the eastbound structure
- Replacing two sections of existing noise barriers within the project limits
- Construction of related works including retaining walls, replacement and upgrades to drainage, roadside protection, illumination, highway signage, Advanced Traffic Management System (ATMS) and landscaping
- Relocating utilities impacted by the highway widening



# New Pavement Rehabilitation Projects 2017

*~ 135 CL km (440 Lane kms )*

*Highways 7A, 17, 33, 35, 62, 132, 115, 401,  
416 & 417*

*& non- structural culverts - various Highways*

Note: actual timing of projects is subject to change based on funding, planning, design, environmental approval, property acquisition and construction requirements.





# New Bridge Rehabilitation Projects 2017

*~ 30-35 Bridges*

*Highways 7, 7A, 28, 62, 115, 118, 401, 416 & 417*

*& Structural culverts - various Highways*

Note: actual timing of projects is subject to change based on funding, planning, design, environmental approval, property acquisition and construction requirements.



# Pavement Rehabilitation Projects 2018 to 2020

*~ 120 CL km per year (400 Lane km per year )*

*Highways 7, 17, 33, 35, 37, 41, 60, 62, 118, 148,  
401 & 417*

*& non- structural culverts - various Highways*

Note: actual timing of projects is subject to change based on funding, planning, design, environmental approval, property acquisition and construction requirements.



# Bridge Rehabilitation Projects 2018- 2020

*25-30 Bridges per year*


*Highways, 7, 17, 28, 33, 34, 35, 49, 62, 115, 401,  
416, & 417*

*& Structural culverts - various Highways*



## In Closing

- Focusing on pavement and bridges
- Continuing to invest in Ontario's highways ensuring they remain safe and that jobs are being created



In Closing

Thank You